

# AWWA C515

## Resilient Seat GATE VALVES

# Model 2510

## ANSI 250/300 Flanged Ends, NRS

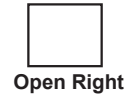
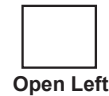



### MATERIAL LIST

DESCRIPTION	MATERIAL
Hex Bolt	304 Stn. Stl.
Washer	304 Stn. Stl.
Dirt Seal	EPDM
O-Ring (Bonnet Cap, Stem)	EPDM
O-Ring (Bonnet Cap, Bonnet)	EPDM
O-Ring (Stem)	EPDM
O-Ring (Bonnet to Body)	EPDM
Gate	EPDM Encapsulated DI
Operating Nut	Ductile Iron ASTM A536 65-45-12
Stem (2"~12")	AISI 420
Bonnet Cap	Ductile Iron ASTM A536 65-45-12
Split Ring (Stem)	Bronze C67400
Bonnet	Ductile Iron ASTM A536 65-45-12
Body	Ductile Iron ASTM A536 65-45-12
Bonnet Bolts	304 Stn. Stl.
Gate (Stem) Nut	Bronze C67400
Debris Cap	Plastic

Design and materials are subject to change without notice.

Available:  
Flange x Flange

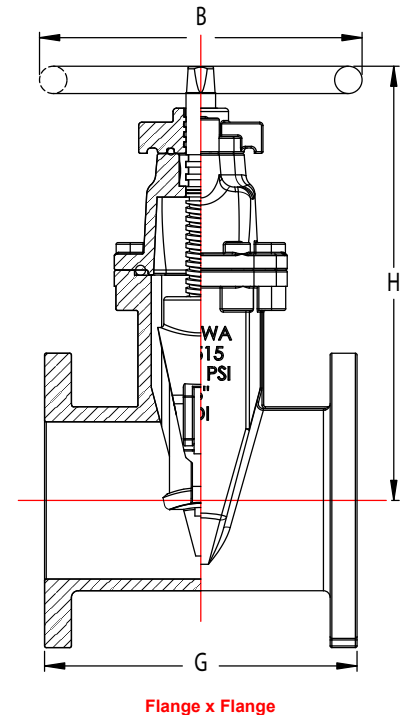


#### Description:

1. Conforms to AWWA C515.
2. Flange drilling to ANSI 250/300. Metric PN25 drilling is available upon request.
3. Fusion Bond Epoxy Coated Interior and Exterior to AWWA C550 Standard. NSF-61 Certified.
4. 2" Square Operating Nut provided. Color coded black. (open right valves provided with RED operating nuts).
5. Compatible with all industry standard Vertical Indicator Posts (NFPA 24).
6. Working Pressure:  
UL/FM rated working pressure: 2"~12" - 300 psi
7. Temperature: 2°C (35°F) to 82°C (180°F)

### DIMENSIONAL DATA

Size	Part No. (Flange x Flange)	G	H	B	Turns to Open
2"	2510FF-120	7.0	9.50	7	6.5
2-1/2"	2510FF-125	7.5	10.00	7	8.5
3"	2510FF-130	8.0	11.00	10	10.5
4"	2510FF-140	9.0	13.00	10	14
5"	2510FF-150	10.0	15.50	12	16
6"	2510FF-160	10.5	17.30	12	20
8"	2510FF-180	11.5	20.80	14	25.5
10"	2510FF-200	13.0	25.00	16	31.8
12"	2510FF-220	14.0	28.30	16	38



Form No. U0225

Dimensions in inches



**United Water Products**  
2113 W. 30th Street, Jacksonville, FL 32209  
TEL: 877-766-4459 FAX: 877-766-4458  
Website: [www.unitedwaterproducts.com](http://www.unitedwaterproducts.com)

0716